



**Wealth Minerals**  
LTD

## Corporate Presentation

Summer 2022

TSX.V: WML | OTC: WMLLF | Frankfurt: EJZN

# Forward-Looking and Cautionary Information I

## **NO REPRESENTATION OR WARRANTY; DISCLAIMER**

No representation, warranty, or undertaking, express or implied, is made to, and no reliance should be placed on any information, including projections, estimates, targets and opinions, contained herein, and no liability whatsoever is accepted as to any errors, omissions or misstatements contained herein, and, accordingly, neither the Company nor the Financial Advisors, or any of their respective subsidiaries or affiliates, directors, officers, employees, advisors or other representatives (collectively “Representatives”) accept any liability whatsoever arising directly or indirectly from the use of this Presentation, or its contents or otherwise arising in connection therewith. All information in this Presentation is subject to verification, correction, completion and change without notice. In giving this Presentation, neither the Company nor the Financial Advisors or their respective Representatives undertake any obligation to provide the Recipient with access to any additional information or to update this Presentation or any information or to correct any inaccuracies in any such information.

The Recipient acknowledges that it will be solely responsible for its own assessment of the Company, the market and the market position of the Company and that it will conduct its own analysis and be solely responsible for forming its view of the potential future performance of the Company’s business. The contents of this Presentation are not to be construed as legal, business, investment or tax advice or other professional advice. The Recipient should consult with its own professional advisers for any such matter and advice.

The Presentation has been prepared for information purposes only and does not constitute, and should not be construed as, an offer to sell or a solicitation of an offer to buy any securities mentioned or described in any jurisdiction.

This Presentation speaks only as of its date. Neither the delivery of this document nor any further discussions with any of the Recipients shall, under any circumstances, create any implication that there has been no change in the affairs of the Company since such date. This Presentation shall be governed by the laws of the Province of British Columbia, Canada. Any dispute arising in respect of this Presentation is subject to the exclusive jurisdiction of the Supreme Court of British Columbia located in Vancouver, British Columbia as legal venue.

## **LITHIUM PERMITS IN CHILE**

The mining and export of lithium in Chile is subject to stringent government control, and will require the issuance of specific permits by various Chilean governmental authorities. The issuance of such permits will require the Chilean government to first develop the applicable regulations under which such permits will be granted. The Company understands that this process is currently underway, but the timing for the release and implementation of any such regulations is uncertain and there can be no certainty that they will, in fact, be issued or that, once issued, the Company will be successful in any application that may be made by the Company thereunder. Failure to receive any such necessary permit(s) would limit or prohibit the development and export of any lithium deposits that may exist on the Company’s Chilean projects.

Readers are cautioned that WML has not yet been granted any exploitation mining concessions for any of its Chilean assets and that any reference to “concessions” on any of the Company’s properties mean exploration mining concessions. Readers are referred to slide 23 – *Overview of Chile License System* of this Presentation for further information regarding the rights and restrictions attached to exploration and exploitation mining concessions in Chile.

## **TECHNICAL INFORMATION**

John Hiner, a qualified person as defined by National Instrument 43-101, has reviewed the scientific and technical information that forms the basis of this presentation, and has approved the disclosure herein. John Hiner is independent of the Company.

# Forward-Looking and Cautionary Information II

## FORWARD-LOOKING INFORMATION AND THIRD PARTY SOURCES

Except for the statements of historical fact contained herein, the information in this Presentation and the information incorporated by reference herein, constitutes “forward-looking information” within the meaning of applicable Canadian and U.S. securities laws concerning the business, operations and financial performance and condition of the Company and the industry in which it operates. All statements, except for statements of historical fact, that address activities, events or developments that management of the Company expects or anticipates will or may occur in the future, including such things as future capital expenditures (including the amount and nature thereof), business strategies and measures to implement strategies, competitive strengths, goals, expansion and growth of the business and operations, the Company’s expectation that it will be able to enter into agreements to acquire interests in additional mineral properties, entry into definitive option agreements and plans and references to the future success of the Company, and such other matters, including matters cited from third party sources, are forward-looking information. Often, but not always, forward-looking information can be identified by words such as “pro forma”, “plans”, “expects”, “may”, “should”, “budget”, “scheduled”, “estimates”, “forecasts”, “intends”, “anticipates”, “believes”, “potential”, “predicts”, “projects”, “aims”, “continue” or variations of such words including negative variations thereof, and phrases that refer to certain actions, events or results that may, could, would, might or will occur or be taken or achieved. Forward-looking information involves known and unknown risks, uncertainties and other factors which may cause the actual results, performance or achievements of the Company to differ materially from any future results, performance or achievements expressed or implied by the forward-looking information. Such risks and other factors include, among others, operating and technical difficulties in connection with mining development, actual results of exploration activities, estimation or realization of mineral reserves and mineral resources, the timing and amount of estimated future production, costs of production, capital expenditures, the costs and timing of the development of new deposits, the availability of a sufficient supply of water and other materials, requirements for additional capital, future prices of metal, changes in general economic conditions, changes in the financial markets and in the demand and market price for commodities, possible variations in ore grade or recovery rates, possible failures of plants, equipment or processes to operate as anticipated, accidents, labour disputes and other risks of the mining industry, delays or failures in obtaining governmental approvals, permits or financing or in the completion of development or construction activities, changes in laws, regulations and policies affecting mining operations, the inability of the Company to obtain any necessary permits, consents, approvals or authorizations (including acceptance by the TSX Venture Exchange), hedging practices, currency fluctuations, title disputes or claims limitations on insurance coverage and the timing and possible outcome of pending litigation, environmental issues and liabilities, risks related to joint venture operations, risks related to the integration of acquisitions, as well as risks and uncertainties discussed in the latest Management’s Discussion and Analysis Reports and Financial Statements (refer to the Financial Section on the Company’s website under Investors, and the Company’s filings on [www.sedar.com](http://www.sedar.com)).

Readers are cautioned not to place undue reliance on forward-looking information. None of the Company, the Financial Advisors or their respective Representatives provides any assurance that the assumptions underlying such forward-looking statements are free from errors, nor do any of them accept any responsibility for the future accuracy of opinions expressed in this Presentation or the actual occurrence of forecasted developments. The Company, the Financial Advisors and their respective Representatives undertakes no obligation to update any of the forward-looking information in this presentation or incorporated by reference herein, except as otherwise required by law.

# Business Model – Leveraging Platforms & Partnerships to Create Value

- WML strongly believes that there is an ongoing paradigm shift in the way the world uses and consumes energy. Lithium is a major part of that paradigm shift, and WML has a competitive advantage in the lithium mining industry due to its assets and the collective know-how of the team.
- WML's business model is to use its corporate platform to acquire assets, find development partners and work together to advance assets to create value for shareholders and all stakeholders.
- WML also believes it should use to maximum potential staff know-how, connections and deal flow to select opportunities where the company can leverage its skills uniquely for exploration projects. This is focused on supply deficit metals such as nickel, copper and cobalt, as well as silver.

# Our Highly Experienced Management Team



**Henk van Alphen | CEO and Director**

- Mr. van Alphen founded Wealth Minerals in 2005.
- More than 30 years of experience in the mining industry. He has been a key player in companies such as Corriente Resources, Cardero Resources, Trevali Mining, Balmoral Resources, and International Tower Hill.
- Over \$1B raised in various financial transactions via Mr. van Alphen's involvement.



**Marcelo Awad | Executive Director, Wealth Chile**

- Mr. Awad has a long and distinguished career in the mining industry.
- 18 years with Codelco, most recently as Executive Vice President.
- 16 years with Antofagasta Minerals S.A., the Mining Division of Antofagasta Plc, including 8 years as CEO from 2004 to 2012, a period of significant growth for Antofagasta.
- In the 2011 Harvard Business Review, Mr. Awad was ranked as the number one CEO in Chile, 18th in Latin America and 87th in the world.



**John Drobe | Senior Geologist**

- Mr. Drobe is a geologist with over 30 years' experience specializing in porphyry copper-gold, epithermal and skarn deposits throughout the Americas.
- Mr. Drobe has a deep experience with organizing and managing exploration campaigns, particularly in South America, which he has participated in the exploration and development of projects in Peru, Argentina, Ecuador and Chile.



**Marla Ritchie | Corporate Secretary**

- Ms. Ritchie brings over 25 years' experience in public markets working as an Administrator and Corporate Secretary specializing in resource based exploration companies.
- Currently, she is also the corporate secretary for several companies, including International Tower Hill Mines Ltd. and Trevali Mining Corporation.



**Sead Hamzagic | Chief Financial Officer**

- Mr. Hamzagic is a chartered professional accountant with 34 years of public practice experience and financial management experience.
- He has and continues to serve as CFO for several TSX Venture Exchange and private companies and is well versed in reporting requirements for public companies.



**César Jil | Chief Technology Officer**

- Mr. Jil most recently served as Manager of Lithium Extraction Technologies of Albemarle's Lithium and Advanced Materials global business and was with that company for 5 years.
- Mr. Jil is an expert in the latest technologies and methodologies regarding lithium beneficiation from natural brines to produce Lithium Carbonate and Lithium Chloride for the global chemical industry, and has worked in the Atacama, Antofalla, and Silver Peak salars/salt lake beds.



**Steven Foot | Head Geologist - Chile**

- Mr. Foot is a geoscientist with over 30 years' experience managing water resources gained principally in the mining industry and has lived in Chile for more than 25 years. He has extensive experience in salar hydrogeology and wetlands as well as the Chilean water and environmental legislation.
- Previous experience includes working as the hydrogeologist for what is now SQM's lithium operations on the Atacama salar.

# Our Board of Directors and Governance



**Henk van Alphen | CEO and Director**

- Mr. van Alphen founded Wealth Minerals in 2005.
- More than 30 years of experience in the mining industry. He has been a key player in companies such as Corriente Resources, Cardero Resources, Trevali Mining, Balmoral Resources, and International Tower Hill.
- Over \$1B raised in various financial transactions via Mr. van Alphen's involvement.



**Stefan Schauss | Director**

- Mr. Schauss has over 20 years of executive management experience in the battery manufacturing industry, in recent years in the commercialization of battery technology for mobile and stationary large scale energy storage assets.
- He has also served in Sales and business development roles for several companies in semiconductors, integrated circuits, and other electronic goods.



**Xiaohuan (Juan) Tang | Director**

- Mr. Tang is an environmental engineer who most recently served as General Manager of Jinzhao Mining Peru.
- Worked at Standard Bank London and Shanghai for structured mining project financing, consultant for the British Foreign Office South American Group and Peruvian think-tank Macroconsult.



**Gordon Neal | Director**

- Mr. Neal has more than 35 years experience in governance, corporate finance and investor relations. He founded Neal McInerney Investor Relations in 1991. Through marketing more than \$4 billion in debt and equity financings, the company grew to be the second largest full service Investor Relations firm in Canada.
- Mr. Neal was VP Corporate Development at MAG Silver Corp. where he provided capital market strategies and solutions to the board. He is currently VP Corporate Development for Silvercorp Metals Inc.



**David Lies | Director**

- Mr. Lies is an entrepreneur and private equity investor with a focus on the real estate and manufacturing sectors for over 40 years.
- In private equity, Mr. Lies organized the buyout of Ryco Graphics, an industrial equipment company, managed a business' turnaround by tripling revenues and substantially increasing profits, and finally exited from the investment in five years. Presently, Mr. Lies manages a portfolio of high growth potential companies across several sectors including the natural resource space.

- **WML has set corporate governance policies to ensure first rate management systems guide our operations:**
  - Ultimate decision-making rests with the Board of Directors.
  - Treasury controls in place to ensure proper review and approval processes for all cash flows.
  - Strict compliance with all Exchange and regulatory statutes regarding director and officer behavior on capital markets.
  - Budgeting process and approval.
  - Full transparency of Company financials and management decisions, reported quarterly and available on open-source websites.

# Our Advisory Board



## Jürgen M. Geissinger | Advisory Board Member


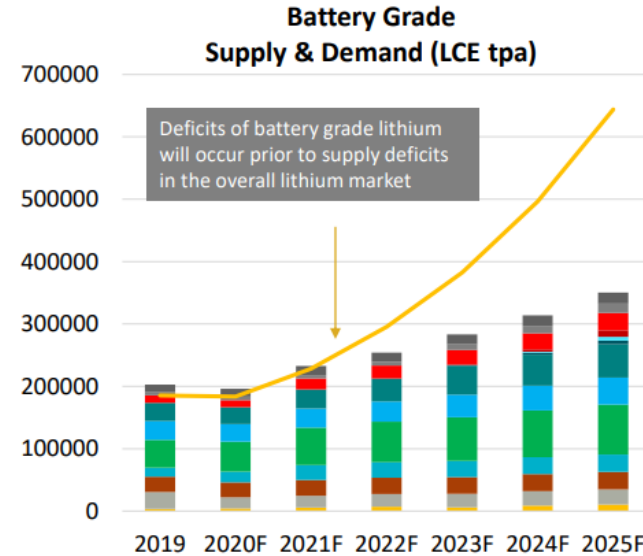
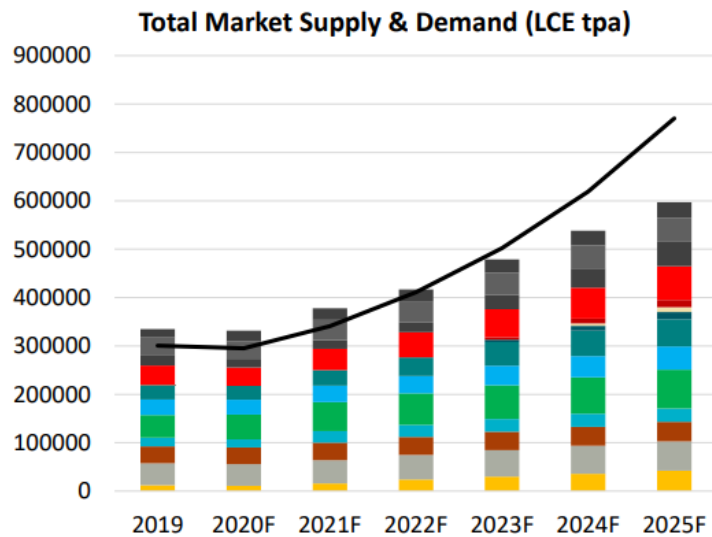
- Mr. Geissinger is a renowned German automobile sector manager with a keen interest in current technological changes changing the face of the auto industry.
- Mr. Geissinger was Chief Executive Officer of Senvion S.A., a Hamburg based wind turbine manufacturer.
- Previously, he was also the CEO of Schaeffler AG, a German based supplier of bearing solutions and precision components for automotive and industrial applications. Under his tenure, Schaeffler AG grew sales 4 times to EUR14 billion. He was a leader in the consolidation of the German auto components industry with several high-profile corporate actions, including the acquisition of FAG Kugelfischer, a leading bearing manufacturing company, and Continental AG, a global tire manufacturer. By the time Mr. Geissinger left Schaeffler AG, it was the third-largest automotive supplier in the world.
- Mr. Geissinger currently sits on the Board of MTU Aero Engines AG (50% owned by Daimler-Benz). He was also a board member of Continental AG and Swedish Manufacturing concern SANDVIK AB.



## Tim McCutcheon | Strategic Advisor

- Mr. McCutcheon is a capital markets professional and corporate manager with over 20 years' business experience.
- In 2006 he was a founder of DBM Capital Partners, a boutique mining resource merchant bank with AUM of \$130M and \$100M completed M&A transactions.
- Mr. McCutcheon has been a director/CEO of several public Emerging Market natural resource companies with assets in Russia, Kyrgyzstan, Slovakia, Mali and Ghana.

# Industry Outlook – Projected Supply Deficits



Source: Orocobre

Under investment due to a poor capital market environment from 2018 – 2020, project delays or interruptions, physical challenges to increasing supply from existing operations, limited quality assets = tight supply and supply growth in lithium industry globally.

## Wealth Management sees two trends:

- 1) There is little to suggest oversupply of lithium in the near to medium term.
- 2) Consumers of lithium will be forced to take an active role in securing supply.



# Industry Outlook – Scramble for Assets

Highlight transactions in recent six months: note activity is across asset class, development stage, jurisdiction



\$400M buy-in deal from CATL, large high-grade spodumene project in DRC, announced 27 Sep 2021



\$193M buy-in deal from Ganfeng, large high-grade spodumene project in Mali, announced 16 Jun 2021



C\$960M buy-out deal from Zijin, late development stage brine asset in Argentina, announced 8 Oct 2021



C\$377M buy-out deal from CATL, late development stage brine asset in Argentina, announced 28 Sept 2021



\$391M buy-out deal from Ganfeng, mid development stage clay asset in Mexico, announced 25 Aug 2021



Piedmont – a lithium development company – \$102M buy-in deal for Iron Ridge medium size high grade spodumene project in Ghana, announced 1 Jul 2021



A\$3B merger of equals combining brine production asset in Argentina with spodumene production asset in Australia, completed 25 Aug 2021

M&A activity in the lithium space has been frantic in 2021, dominated by China-based corporations buying into upstream assets, as well as mergers/investments between lithium players. It is increasingly obvious that the pool of quality, independent assets/companies is shrinking at a rapid pace.

# WML's Lithium Brine Project Portfolio (over 50,000 hectares in Chile)



## A Atacama

- 100% royalty-free interest in core 144 exploration concessions
- Located in the Atacama Salar in Region II of Antofagasta, northern Chile
- 46,200 hectares in total in salar
- WML's main focus over the next 12-24 months

## B Ollagüe

- 8,000 hectares acquired, 100% fully owned, royalty-free
- Adjacent to Highway 21 and directly west of Bolivia border

# A Atacama – The Flagship Project

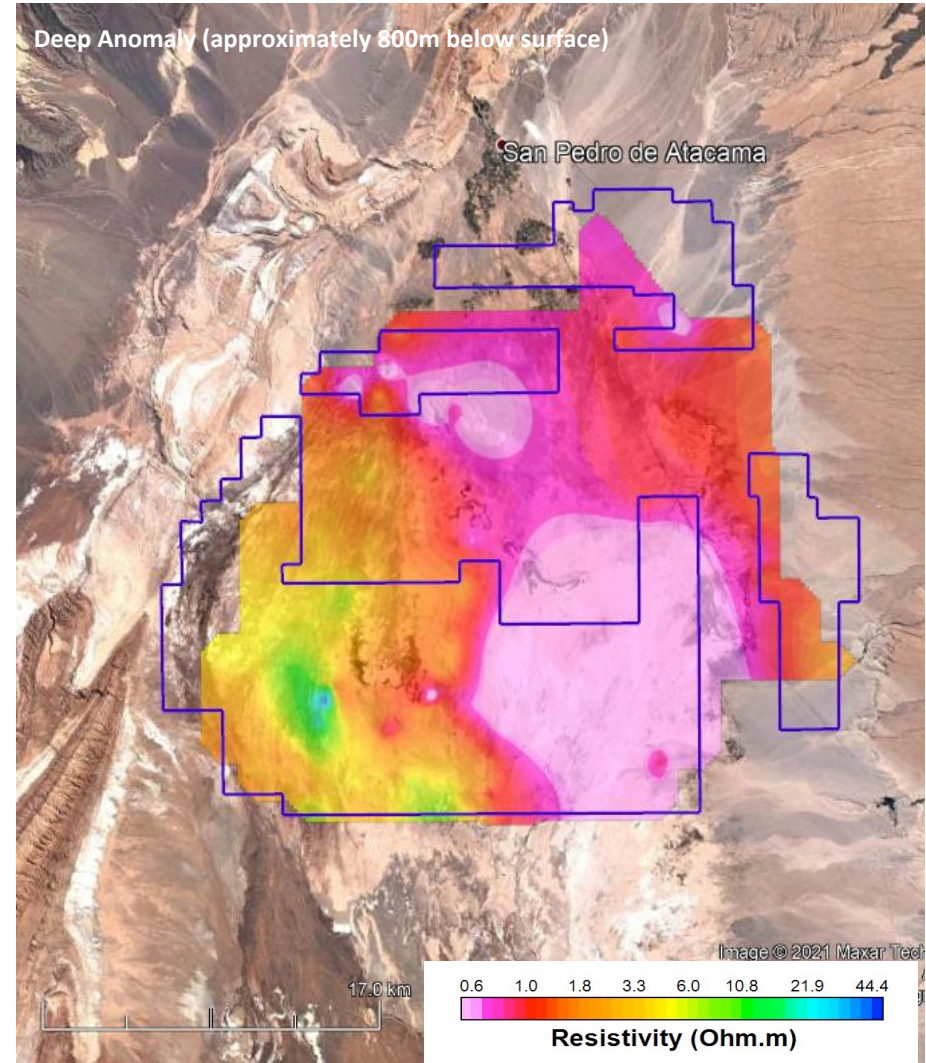
## The Atacama Salar

- The world’s highest grade and largest producing lithium brine deposit
- Currently producing ~1/3 of global lithium output
- High grade of both lithium (1,840mg/l) and potassium (22,630mg/l)
- Current production positioned on the low end of the global lithium cost curve
- Adjacent to Highway 23 which connects northern Chile and Argentina
- Royalty-free interest
- WML concessions cover 46,200 hectares in the northern part of the Salar
  - SQM and Albemarle have largescale production facilities in the salar, located on the ground held by CORFO directly south of WML license position

## Salar Comparison

	Salar de Atacama <sup>1</sup>	Salar de Maricunga <sup>2</sup>	Salar de Olaroz <sup>2</sup>	Salar de Hombre Muerto <sup>2</sup>	Salar de Cauchari <sup>3</sup>
Country	Chile	Chile	Argentina	Argentina	Argentina
Lithium	1 840	1 250	690	740	590
Potassium	22 630	8 970	5 730	7 400	4 850
Magnesium	11 740	8 280	1 660	1 020	1 420
Mg/Li	6.40	6.63	2.40	1.40	2.43
K/Li	12.33	7.18	8.30	9.95	8.30
K/Mg	1.93	1.08	3.46	7.26	3.58

## Overview Map of WML Concessions



Sources: Deutsche Bank (2016), LiCo Energy Metals (2017), Technical Report on the Atacama Lithium Project El Loa Province Region II Republic of Chile (2017)


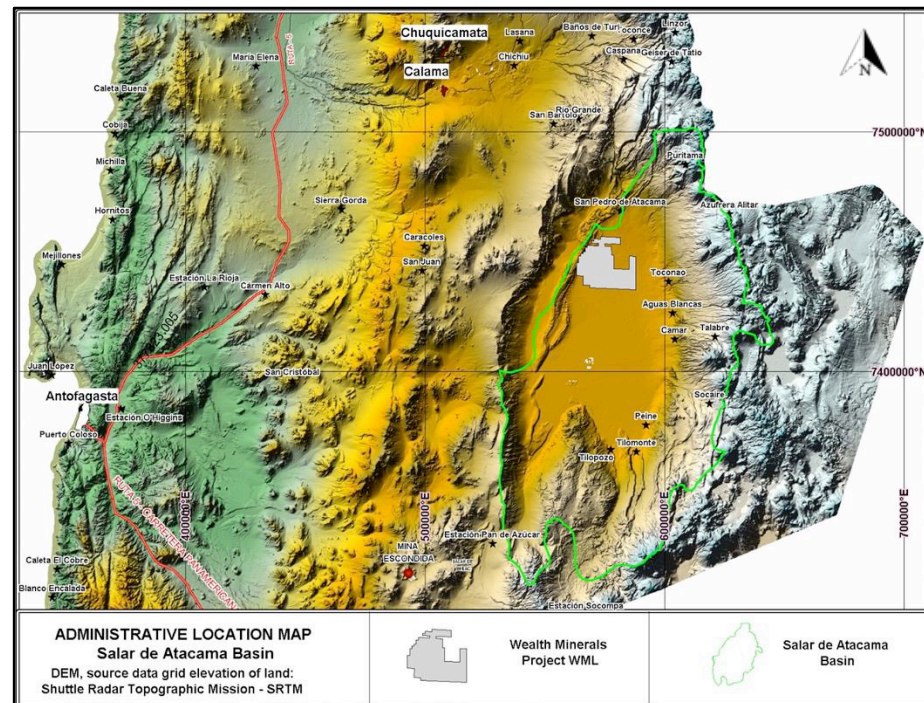
Notes: 1) NI 43-101 report prepared for Orocobre Ltd., May 13, 2011. 2) NI 43-101 amended report prepared for L13 Energy Inc., May 23, 2012. 3) NI 43-101 report prepared for Lithium Americas Corp., July 11, 2012

# A Atacama – The Flagship Project (II)

## Executive Summary from NI 43-101 Report<sup>1</sup>

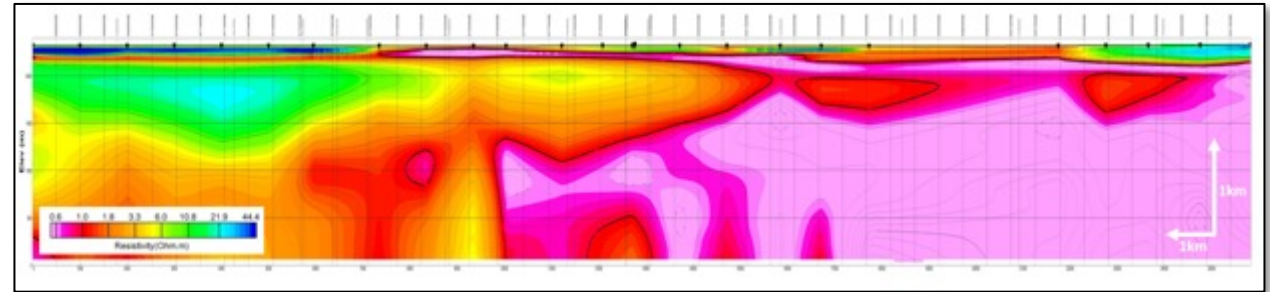
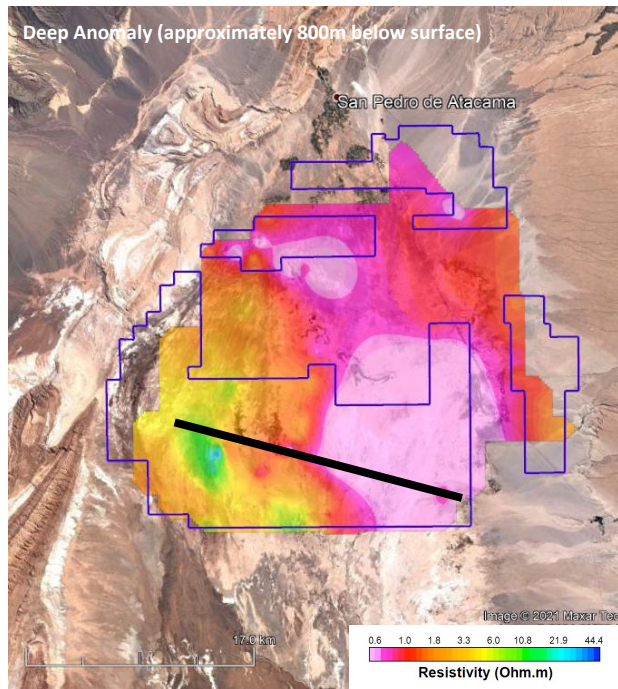
- The Salar de Atacama is host to more than 15% of the world’s known lithium reserves, and yet exploration and production of lithium has occurred only in the southern portion of the salar. The proximity of the Project to existing producers strongly suggests that exploration potential is good for the discovery of brines in the northern portion of the salar, underlying the project.
- The principal origin of lithium in the Salar de Atacama is interpreted to be the lithium-bearing geothermal waters from the El Tatio Geyser Field, located north of the salar. The geothermal fluids enter the northern part of the Salar de Atacama via surface and subsurface flow. Further, the chemistry of the salar brines is almost identical to the chemistry of the geothermal fluids of El Tatio, further strengthening the interpretation that the El Tatio geothermal fluids are the source of lithium and potassium in the salar.
- The geology of the Project is similar to the sedimentary settings of other salars such as Maricunga, La Isla, Olaroz, and Cauchari, where potentially economic lithium resources have been reported by other public and private lithium exploration companies. Regional studies of the Salar de Atacama’s geology, hydrogeology, climate and other factors provide a high-level of understanding of the lithium brine processes in the region, lending credence to the exploration potential of the Project.
- WML intends to evaluate the brine potential of the Project by utilizing geophysical methods to better evaluate basin configuration, geologic structure, and the hydrogeology of the concessions, followed by drill testing any targets developed by the initial work.

## Overview map



Atacama Project View

# A Atacama – Geophysics Reveal a Major Prize



- ▶ Black line (left) is cross section location, shown above
- ▶ Magneto-Telluric (“MT”) survey line show a very low resistivity zone (less than 1 ohm-m) that ranges from 500m to 2km thick below the surface.
- ▶ This extremely thick zone is interpreted to cover an area of at least 100km<sup>2</sup> within the Project property.
- ▶ The MT data showing very low resistivity material is interpreted to represent porous media with high salinity fluids.
- ▶ At an estimated average thickness of 1.5km, the potential aquifer volume highlighted by the MT survey is 150km<sup>3</sup>.

## Key Notes:

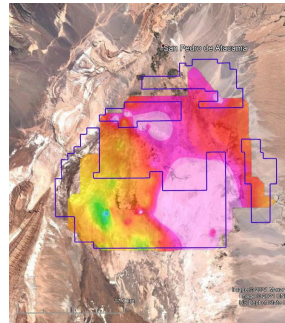
- Salars, geologically, are rather young phenomenon, and the Atacama Salar is an old structure at 50M years old. As such there is usually less occurrence of faulting and other complexities within the salar.
- Underground brine pools tend to be fairly homogenous horizontally, although heavier brines sink (i.e. high minerals in solution – *high grade* – should be deeper).
- Due to the nature of salar geology, much fewer data points (drill holes) are need to have a high statistical confidence level about the mineralization extent relative to other minerals (like copper and gold).

# A Atacama – Perspectives

- ▶ Wealth Minerals' core position in the Atacama is very large: 46,200 hectares or 178.4 square miles (462km<sup>2</sup>)
- ▶ The geophysical anomaly, identified as a brine area on Wealth's license package, that has been identified as a very low resistivity zone (less than 1 ohm-m) is from 500m to 2000m thick.
- ▶ For comparison, **Manhattan Island** is 22.7 square miles (59km<sup>2</sup>) in area - 13.4 miles (21.6km) long and 2.3 miles (3.7km) wide
- ▶ For comparison, the **Freedom Tower** is 546m high.



x7.8 =



**Wealth's  
Atacama  
license area**





**3.7x**  
**Freedom  
Tower = Max  
thickness of  
brine anomaly**

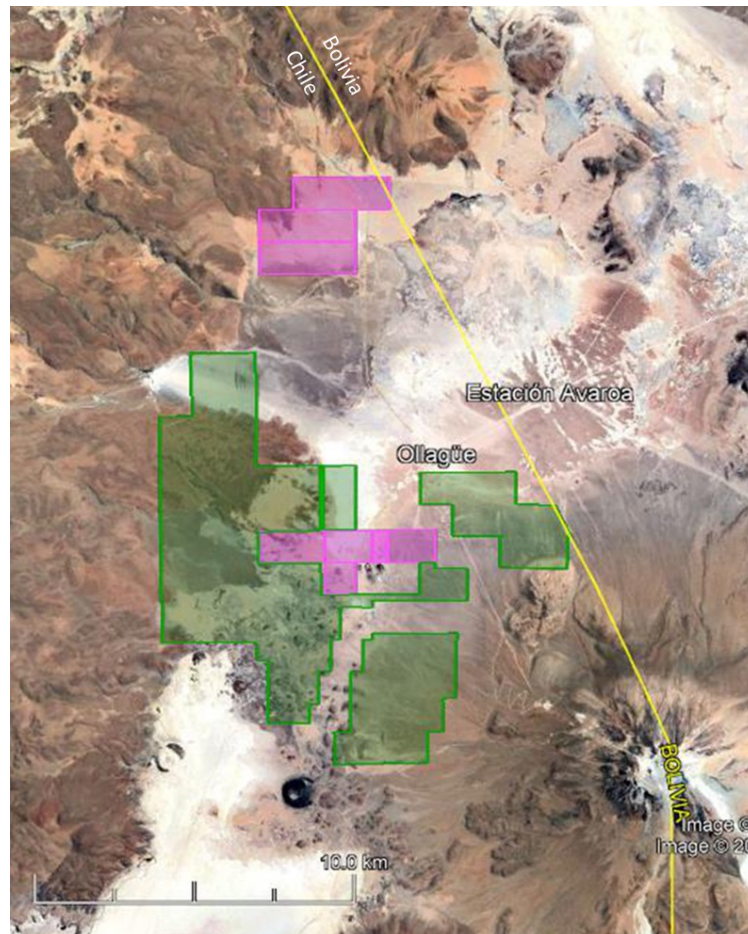
## B Ollagüe – Positive Location, Geophysics and Third-Party Drilling

Ollagüe consists of 8,000 hectares located in northern Chile, Region II, near the Chile-Bolivia border and approximately 200km due north from Atacama. Recent drilling activity by Lithium Chile in the area returned lithium grades up to **480 Li mg/l** and surface sampling has returned lithium grades as high as **1,140 Li mg/l**.

*Below: Ollagüe license area with pink color highlighting interpreted area of shallow anomaly (less than 400m below surface) showing resistivity less than 1 ohm.m (high prospectivity for Li).*

In May of 2022, Wealth signed an agreement with Lithium Chile to acquire an additional 1,600 hectares adjacent and near-adjacent to its existing license position in the Ollagüe basin.

-  Wealth Minerals
-  Lithium Chile



## B Ollagüe – WML a Positive and Responsible Corporate Citizen

**From the beginning, Wealth has been focused on asset development in harmony with all stakeholders.**

Technology: internal review started in 2017 with specialists on solar evaporation, solvent extraction and Direct Lithium Extraction (DLE) = **DLE chosen as only way forward.**

Partnership: Wealth has a track record of cooperating with companies across the board which can offer best solutions to asset development (ENAMI, U1G, multiple strategic investors and service providers).

Community: Wealth has signed a cooperation agreement with the Indigenous Quechua Community of Ollagüe, setting the terms of Wealth's activity.

- **No solar evaporation**
- **Minimal exploration footprint**
- **Maximum local engagement-contracting for work, transport, lodging, catering**
- **Internship-training for local skills building**

Wealth's cooperation with the Quechua Community of Ollagüe is a new benchmark for collaborative and respectful development in Chile.



*Wealth and Quechua Community representative, cooperating on siting drill hole locations*

*Wealth, drill contractors and Quechua Community representative discussing plans together*



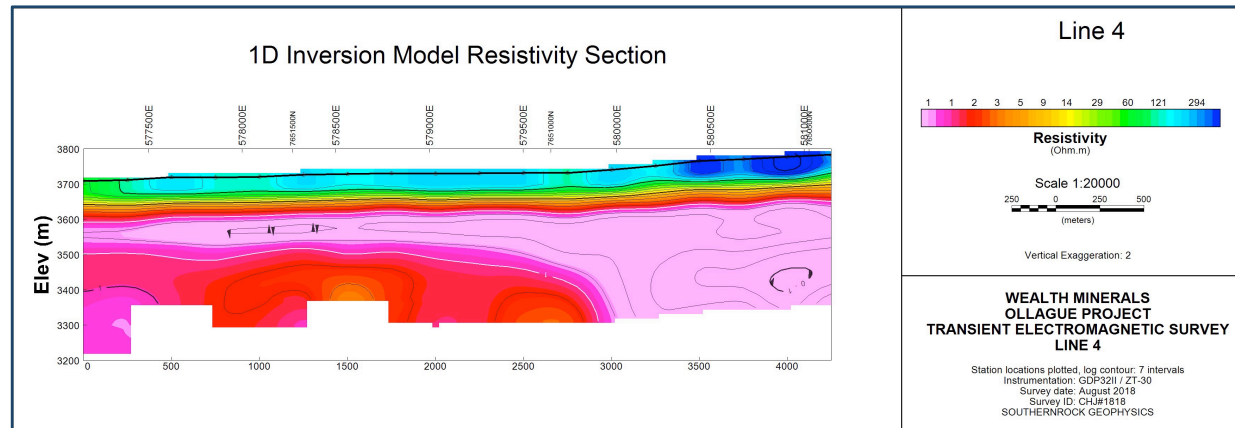
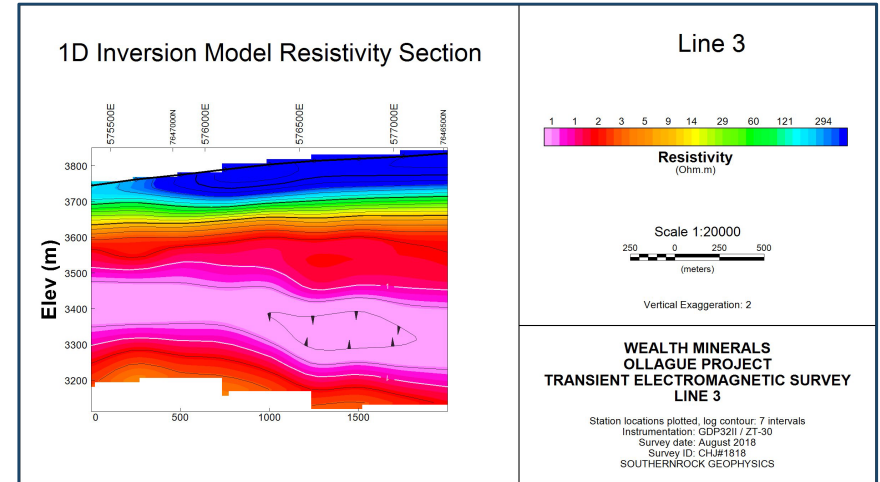


# B Ollagüe – Geophysics Show Positive Characteristics

Wealth Minerals conducted Magneto-Telluric (“MT”) and coincident loop Transient Electromagnetic (“TEM”) surveys, which identified very highly conductive zones and are interpreted to represent porous media with high-salinity fluids (potentially lithium-bearing brines) at depth.



*View of Ollagüe*




# Capitalization Overview

## Snapshot of Current Capital Structure

Capital Structure	
Shares outstanding (basic)	280,144,191
Options outstanding	25,025,000
<i>Gross capital realized if fully exercised</i>	<i>CAD \$13,118,000</i>
Warrants outstanding	37,563,032
<i>Gross capital realized if fully exercised</i>	<i>CAD \$17,663,441</i>
<hr/>	
Shares outstanding (fully diluted)	342,732,223
<hr/>	
Avg option strike and term	\$0.30 and Sept23
<hr/>	
Avg warrant strike and term	\$0.35 and Mar23
<hr/>	
Market capitalization <sup>1</sup>	CAD 86m
TSX-V Ticker	WML-V

- Ongoing outreach to new investor audiences: Canada, USA, UK, Continental Europe, LatAm, China.
- Broad shareholder base, over 4,000 shareholders, liquid share trading with average daily volume of over 400K shares traded.
- 2021 upsurge in lithium prices and lithium-focused equity prices is part of a wider lithium industry trend, due to consumers realizing lithium supply constraints loom on the horizon, broader capital market positioning investments to capitalize on this supply constraint, strong news flow from benchmark events in the industry, and visible mass-embrace of electric vehicles globally signaling a future of high lithium demand.



**View of the Atacama**

# Overview of Chile License System

## GENERAL

- Chile has a rigorous natural resource license system which is predictable and stable. Chile has consistently been ranked as a top-tier global mining jurisdiction by the Fraser Institute and a top business destination by the World Bank.
- The exploration mining concessions or “*pedimento*” is temporary, has a limited duration which is awarded to investigate the existence of accessible minerals and does not entitle the holder to exploit. The mining exploration concession is valid for a two-year period since the final award that declares it as constituted. Notwithstanding, before that period expires, the holder is able to request a one-time renewal for another two-year period before the expiration date of the first period but only by reducing at least 50% of the area originally granted. The license holder is entitled to file an application for converting the concession to an exploitation concession (“*manifestación*”) securing the original area if desired. The exploitation mining concession or “*manifestación*” is indefinite in time and entitles the holder both to explore and to exploit accessible minerals. The conditions to convert a concession from exploration to exploitation status is a survey study, the report of which is submitted to the regulatory bodies for verification and approval. There is no minimal work or spend requirement.

*Chilean Mining code (Law N°18248 dated October 14, 1983)*

- WML has not yet been granted any exploitation mining concessions for any of its Chilean assets. As such, any reference to “concessions” in this presentation as it relates to WML’s Chilean assets means exploration mining concessions having the rights and restrictions described above.

## LITHIUM

- The exploitation and commercialization of lithium is carefully regulated in Chile and reserved by the state. Lithium was considered to be a strategic resource by the military government due to the possible applications lithium might have for the manufacturing of nuclear weapons and atomic energy through nuclear fusion (Organic Constitutional Law on Mining Concessions 1982: Article 3). As a result, lithium can only be exploited in the current legal framework of Chile (i) directly through the state; (ii) through the state’s enterprises; (iii) by means of administrative concessions; and (iv) by means of special operating contracts.
- WML has not yet received any approvals or entered into any agreements with the Chilean government or a state enterprise that would allow for the commercialization and export of lithium from any of its Chilean properties. The Company is evaluating its options in this regard as it transitions from exploration to the development of its Chilean assets.
- WML’s management is confident in the Chilean license system, which has proven to ensure property rights for all natural resource companies over several decades. Foreign companies such as BHP Billiton, Rio Tinto, Kinross, Albemarle, and others have all successfully operated in Chile for decades. WML employs and retains several land management specialists to ensure full compliance with all Chilean regulations.



# Wealth Minerals LTD

TSX.V: WML | OTC: WMLLF | Frankfurt: EJZN

**Contact:**

Michael Pound, Corporate Development

**Phone:** +1 (604) 638 3665

**Email:** [mpound@wealthminerals.com](mailto:mpound@wealthminerals.com)