



Corporate Presentation

Summer 2023

TSX.V: WML | OTC: WMLLF | Frankfurt: EJZN

Forward-Looking and Cautionary Information

FORWARD-LOOKING INFORMATION AND THIRD PARTY SOURCES


Except for the statements of historical fact contained herein, the information in this Presentation and the information incorporated by reference herein, constitutes “forward-looking information” within the meaning of applicable Canadian and U.S. securities laws concerning the business, operations and financial performance and condition of the Company and the industry in which it operates. All statements, except for statements of historical fact, that address activities, events or developments that management of the Company expects or anticipates will or may occur in the future, including such things as future capital expenditures (including the amount and nature thereof), business strategies and measures to implement strategies, competitive strengths, goals, expansion and growth of the business and operations, the Company’s expectation that it will be able to enter into agreements to acquire interests in additional mineral properties, entry into definitive option agreements and plans and references to the future success of the Company, and such other matters, including matters cited from third party sources, are forward-looking information. Often, but not always, forward-looking information can be identified by words such as “pro forma”, “plans”, “expects”, “may”, “should”, “budget”, “scheduled”, “estimates”, “forecasts”, “intends”, “anticipates”, “believes”, “potential”, “predicts”, “projects”, “aims”, “continue” or variations of such words including negative variations thereof, and phrases that refer to certain actions, events or results that may, could, would, might or will occur or be taken or achieved. Forward-looking information involves known and unknown risks, uncertainties and other factors which may cause the actual results, performance or achievements of the Company to differ materially from any future results, performance or achievements expressed or implied by the forward-looking information. Such risks and other factors include, among others, operating and technical difficulties in connection with mining development, actual results of exploration activities, estimation or realization of mineral reserves and mineral resources, the timing and amount of estimated future production, costs of production, capital expenditures, the costs and timing of the development of new deposits, the availability of a sufficient supply of water and other materials, requirements for additional capital, future prices of metal, changes in general economic conditions, changes in the financial markets and in the demand and market price for commodities, possible variations in ore grade or recovery rates, possible failures of plants, equipment or processes to operate as anticipated, accidents, labour disputes and other risks of the mining industry, delays or failures in obtaining governmental approvals, permits or financing or in the completion of development or construction activities, changes in laws, regulations and policies affecting mining operations, the inability of the Company to obtain any necessary permits, consents, approvals or authorizations (including acceptance by the TSX Venture Exchange), hedging practices, currency fluctuations, title disputes or claims limitations on insurance coverage and the timing and possible outcome of pending litigation, environmental issues and liabilities, risks related to joint venture operations, risks related to the integration of acquisitions, as well as risks and uncertainties discussed in the latest Management’s Discussion and Analysis Reports and Financial Statements (refer to the Financial Section on the Company’s website under Investors, and the Company’s filings on www.sedar.com).

Readers are cautioned not to place undue reliance on forward-looking information. None of the Company, the Financial Advisors or their respective Representatives provides any assurance that the assumptions underlying such forward-looking statements are free from errors, nor do any of them accept any responsibility for the future accuracy of opinions expressed in this Presentation or the actual occurrence of forecasted developments. The Company, the Financial Advisors and their respective Representatives undertakes no obligation to update any of the forward-looking information in this presentation or incorporated by reference herein, except as otherwise required by law.

What is Wealth Minerals?

► Wealth Minerals is a company designed to benefit from specific trends/themes in the energy metals industry:

- Large assets that can make an impact on global lithium supply are rare
- Chile is a proven stable jurisdiction with a rich mining history as metal supply chains come into focus
- New extraction technology is opening up new development possibilities
- Persistent long-term supply deficits in all battery metals make low-cost effective call options (district-scale exploration) very valuable



► Wealth Minerals has three projects to capitalize on battery metals trends:


- **Atacama Project (Chile):** Wealth's flagship lithium project is directly north of world-class production assets that account for 25% of global lithium production. Geophysics and third-party data remove early exploration risk.
- **Ollagüe Project (Chile):** Quick to execute lithium project with excellent porosity/extraction potential and strong stakeholder support. Recent maiden M,I&I resource of 1.4M tonnes LCE is cornerstone to ongoing development and immediate corporate news flow.
- **Kootenay Projects (Canada, BC):** Opportunity to capitalize on known geological structures with high potential for extensive nickel and copper mineralization. Aggressive exploration program for 2023 well funded via completed flow-through financing.

Capitalization Overview

Snapshot of Current Capital Structure

| Capital Structure | |
|--|-------------------------|
| Shares outstanding (basic) | 324,255,941 |
| Options outstanding | 27,125,000 |
| <i>Gross capital realized if fully exercised</i> | <i>CAD \$11,740,625</i> |
| Warrants outstanding | 23,461,799 |
| <i>Gross capital realized if fully exercised</i> | <i>CAD \$9,971,265</i> |
| Shares outstanding (fully diluted) | 374,842,740 |
| Avg option strike and term | \$0.38 and Jan2024 |
| Avg warrant strike and term | \$0.37 and Jun2024 |
| Market capitalization ¹ | CAD 137M |
| TSX-V Ticker | WML-V |

- Ongoing outreach to new investor audiences: Canada, USA, UK, Continental Europe, LatAm, China.
- Broad shareholder base, over 4,000 shareholders, liquid share trading with average daily volume of over 400K shares traded.
- 2021-2022 upsurge in lithium prices and lithium-focused equity prices is part of a wider lithium industry trend, due to consumers realizing lithium supply constraints loom on the horizon, broader capital market positioning investments to capitalize on this supply constraint, strong news flow from benchmark events in the industry, and visible mass-embrace of electric vehicles globally signaling a future of high lithium demand.



View of the Atacama

Our Highly Experienced Management Team



Henk van Alphen | CEO and Director

- Mr. van Alphen founded Wealth Minerals in 2005.
- More than 30 years of experience in the mining industry. He has been a key player in companies such as Corriente Resources, Cardero Resources, Trevali Mining, Balmoral Resources, and International Tower Hill.
- Over \$1B raised in various financial transactions via Mr. van Alphen's involvement.



Sead Hamzagic | Chief Financial Officer

- Mr. Hamzagic is a chartered professional accountant with 34 years of public practice experience and financial management experience.
- He has and continues to serve as CFO for several TSX Venture Exchange and private companies and is well versed in reporting requirements for public companies.



Marcelo Awad | Executive Director, Wealth Chile

- Mr. Awad has a long and distinguished career in the mining industry.
- 18 years with Codelco, most recently as Executive Vice President.
- 16 years with Antofagasta Minerals S.A., the Mining Division of Antofagasta PLC, including 8 years as CEO from 2004 to 2012, a period of significant growth for Antofagasta.
- In the 2011 Harvard Business Review, Mr. Awad was ranked as the number one CEO in Chile, 18th in Latin America and 87th in the world.



Marla Ritchie | Corporate Secretary

- Ms. Ritchie brings over 25 years' experience in public markets working as an Administrator and Corporate Secretary specializing in resource based exploration companies.
- Currently, she is also the corporate secretary for several companies, including International Tower Hill Mines Ltd. and Trevali Mining Corporation.



John Drobe | Senior Geologist

- Mr. Drobe is a geologist with over 30 years' experience specializing in porphyry copper-gold, epithermal and skarn deposits throughout the Americas.
- Mr. Drobe has a deep experience with organizing and managing exploration campaigns, particularly in South America, which he has participated in the exploration and development of projects in Peru, Argentina, Ecuador and Chile.



Stephen Foot | Head Geologist - Chile

- Mr. Foot is a geoscientist with over 30 years' experience managing water resources gained principally in the mining industry and has lived in Chile for more than 25 years. He has extensive experience in salar hydrogeology and wetlands as well as the Chilean water and environmental legislation.
- Previous experience includes working as the hydrogeologist for what is now SQM's lithium operations on the Atacama salar.



Francisco Lepeley | CEO, Wealth Minerals Chile SpA

- Mr. Lepeley has a long track record of top management experience at leading Chilean companies, having served for nine years as CFO for several of Antofagasta PLC mines in Chile, four years as CFO of the world's second largest salmon farming company (\$1.4B in annual revenue), and most recently as CFO of CAP S.A., Chile's leading iron ore and steel producer.
- Mr. Lepeley is instrumental in Wealth Minerals' in-country expansion as the Company ramps up activity at its Ollagüe and Atacama Projects.

Our Board of Directors and Governance



Henk van Alphen | CEO and Director

- Mr. van Alphen founded Wealth Minerals in 2005.
- More than 30 years of experience in the mining industry. He has been a key player in companies such as Corriente Resources, Cardero Resources, Trevali Mining, Balmoral Resources, and International Tower Hill.
- Over \$1B raised in various financial transactions via Mr. van Alphen's involvement.



Stefan Schauss | Director

- Mr. Schauss has over 20 years of executive management experience in the battery manufacturing industry, in recent years in the commercialization of battery technology for mobile and stationary large scale energy storage assets.
- He has also served in Sales and business development roles for several companies in semiconductors, integrated circuits, and other electronic goods.



Xiaohuan (Juan) Tang | Director

- Mr. Tang is an environmental engineer who most recently served as General Manager of Jinzhao Mining Peru.
- Worked at Standard Bank London and Shanghai for structured mining project financing, consultant for the British Foreign Office South American Group and Peruvian think-tank Macroconsult.



Gordon Neal | Director

- Mr. Neal has more than 35 years experience in governance, corporate finance and investor relations. He founded Neal McInerney Investor Relations in 1991. Through marketing more than \$4 billion in debt and equity financings, the company grew to be the second largest full service Investor Relations firm in Canada.
- Mr. Neal was VP Corporate Development at MAG Silver Corp. where he provided capital market strategies and solutions to the board. He is currently VP Corporate Development for Silvercorp Metals Inc.



David Lies | Director

- Mr. Lies is an entrepreneur and private equity investor with a focus on the real estate and manufacturing sectors for over 40 years.
- In private equity, Mr. Lies organized the buyout of Ryco Graphics, an industrial equipment company, managed a business' turnaround by tripling revenues and substantially increasing profits, and finally exited from the investment in five years. Presently, Mr. Lies manages a portfolio of high growth potential companies across several sectors including the natural resource space.

WML has set corporate governance policies to ensure first rate management systems guide our operations:

- Ultimate decision-making rests with the Board of Directors.
- Treasury controls in place to ensure proper review and approval processes for all cash flows.
- Strict compliance with all Exchange and regulatory statutes regarding director and officer behavior on capital markets.
- Budgeting process and approval.
- Full transparency of Company financials and management decisions, reported quarterly and available on open-source websites.

Our Advisory Board



Jürgen M. Geissinger | Advisory Board Member

- Mr. Geissinger is a renowned German automobile sector manager with a keen interest in current technological changes changing the face of the auto industry.
- Mr. Geissinger was Chief Executive Officer of Senvion S.A., a Hamburg based wind turbine manufacturer.
- Previously, he was also the CEO of Schaeffler AG, a German based supplier of bearing solutions and precision components for automotive and industrial applications. Under his tenure, Schaeffler AG grew sales 4 times to EUR14 billion. He was a leader in the consolidation of the German auto components industry with several high-profile corporate actions, including the acquisition of FAG Kugelfischer, a leading bearing manufacturing company, and Continental AG, a global tire manufacturer. By the time Mr. Geissinger left Schaeffler AG, it was the third-largest automotive supplier in the world.
- Mr. Geissinger currently sits on the Board of MTU Aero Engines AG (50% owned by Daimler-Benz). He was also a board member of Continental AG and Swedish Manufacturing concern SANDVIK AB.



Tim McCutcheon | Strategic Advisor

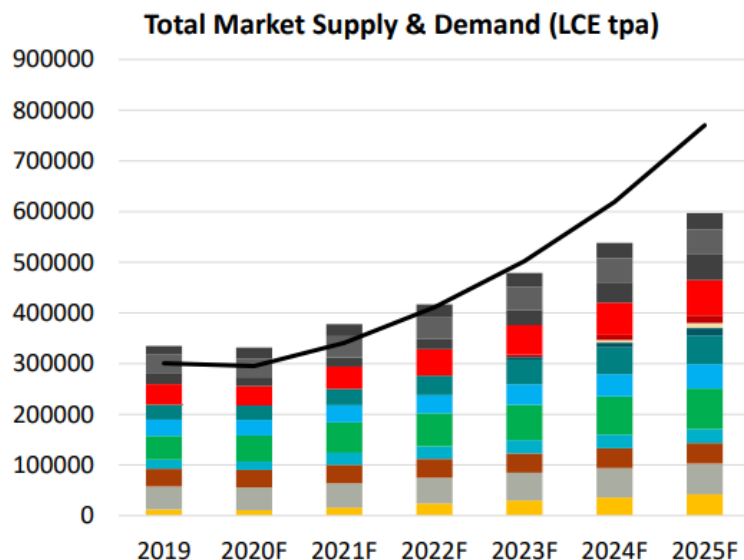
- Mr. McCutcheon is a capital markets professional and corporate manager with over 20 years' business experience.
- In 2006 he was a founder of DBM Capital Partners, a boutique mining resource merchant bank with AUM of \$130M and \$100M completed M&A transactions.
- Mr. McCutcheon has been a director/CEO of several public Emerging Market natural resource companies with assets in Russia, Kyrgyzstan, Slovakia, Mali and Ghana.



César Jil | Technical Advisor to the Board

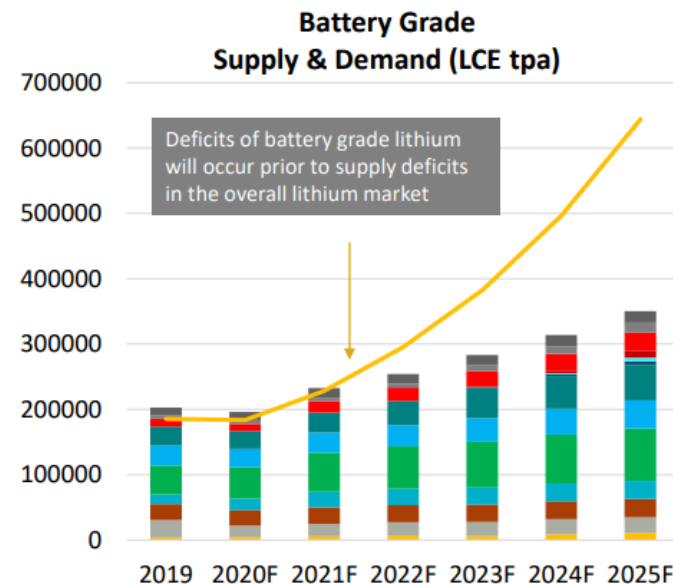
- Mr. Jil most recently served as Manager of Lithium Extraction Technologies of Albemarle's Lithium and Advanced Materials global business and was with that company for 5 years.
- Mr. Jil is an expert in the latest technologies and methodologies regarding lithium beneficiation from natural brines to produce Lithium Carbonate and Lithium Chloride for the global chemical industry, and has worked in the Atacama, Antofalla, and Silver Peak salars/salt lake beds.

Industry Outlook – Projected Supply Deficits



Orocobre
Ganfeng
Kemerton
Chinese Brine

SQM
Tianqi
LAC
Greenbushes technical



ALB Ex-China
ALB (includes tolling)
Tier 2 Chinese Converters
Total Demand

Livent
Wodgina
Marginal Chinese Converters
Battery Grade Demand

Source: Orocobre

Under investment due to a poor capital market environment from 2018 – 2020, project delays or interruptions, physical challenges to increasing supply from existing operations, limited quality assets = tight supply and supply growth in lithium industry globally.

Wealth Minerals' management sees two trends:

- 1) There is little to suggest oversupply of lithium in the near to medium term.
- 2) Consumers of lithium will be forced to take an active role in securing supply.

Industry Outlook – Scramble for Assets

Highlight transactions in recent six months: note activity is across asset class, development stage, jurisdiction



\$400M buy-in deal from CATL, large high-grade spodumene project in DRC, announced 27 Sep 2021



\$193M buy-in deal from Ganfeng, large high-grade spodumene project in Mali, announced 16 Jun 2021



C\$960M buy-out deal from Zijin, late development stage brine asset in Argentina, announced 8 Oct 2021



\$471M buy-out deal from LAC, late development stage brine asset in Argentina, completed 25 Jan 2022



\$391M buy-out deal from Ganfeng, mid development stage clay asset in Mexico, announced 25 Aug 2021



Piedmont – a lithium development company – \$102M buy-in deal for Iron Ridge medium size high grade spodumene project in Ghana, announced 1 Jul 2021



A\$3B merger of equals combining brine production asset in Argentina with spodumene production asset in Australia, completed 25 Aug 2021

M&A activity in the lithium space has been frantic in 2021 continuing through 2022, dominated by China-based corporations buying into upstream assets, as well as mergers/investments between lithium players. It is increasingly obvious that the pool of quality, independent assets/companies is shrinking at a rapid pace.

New Lithium Industry Policy in Chile – Game Change

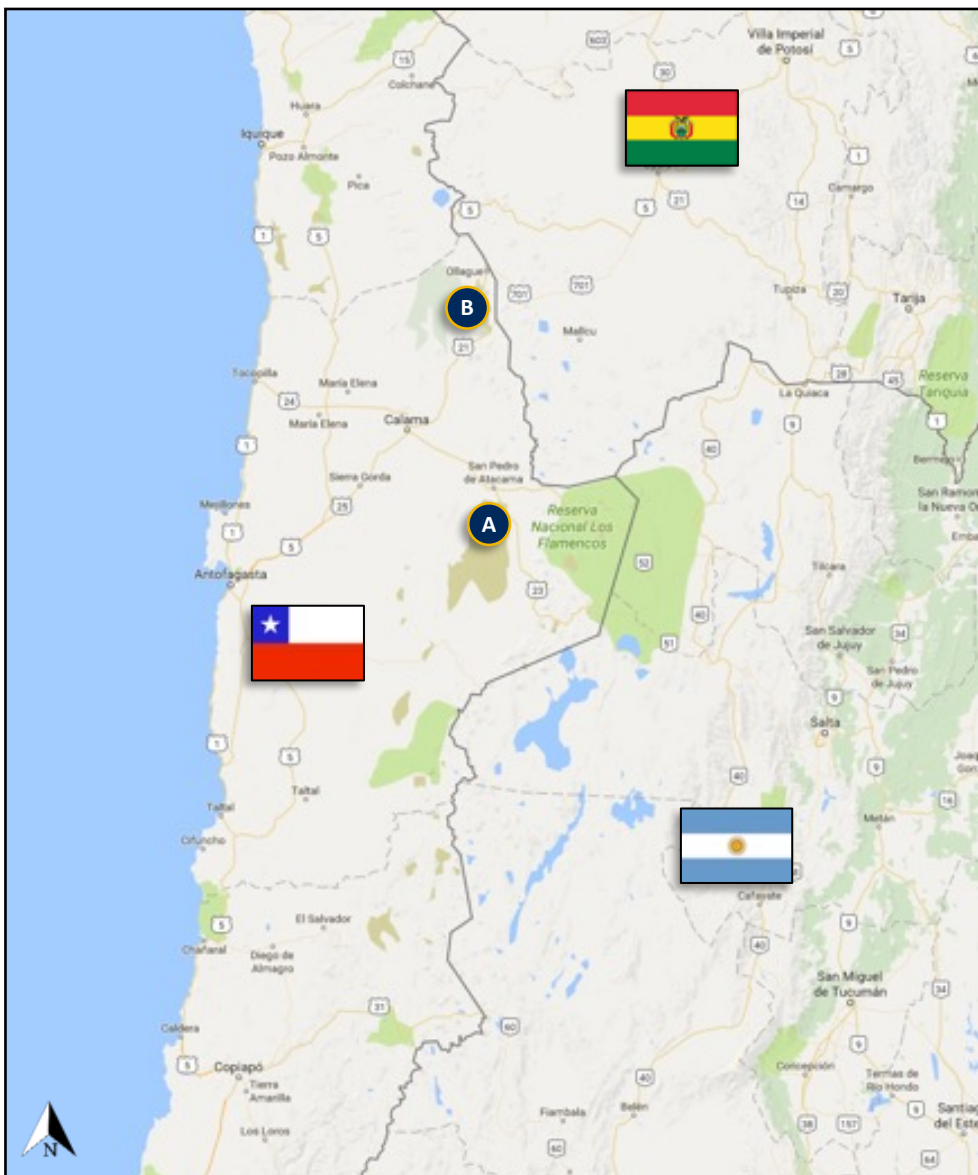
Chilean President Gabriel Boric announced on April 20, 2023 a new national policy for the development of the lithium industry in Chile. After many years of ambiguity, a framework policy has now been put in place to allow companies like Wealth Minerals to advance lithium assets to production. Key points of the new policy are:

- Initially CODELCO or ENAMI, Chile's state-owned copper mining companies, will serve as the state-partner in a 51/49% ownership structure of public/private partnerships for lithium projects development.
- A new State Lithium Company will be created to be the future partner or sole developer of lithium projects going forward.
- Existing operations in the Atacama salar (namely by Sociedad Química y Minera de Chile (NYSE: SQM) and Albemarle Corporation (NYSE: ALB)) will be required to negotiate new operating contracts when their current contracts with state development company CORFO expire (expiry in 2030 for SQM and 2043 for Albemarle)
- Explicit ban on all solar evaporation recovery methods for future projects, only DLE (Direct Lithium Extraction).
- Government guidance regarding indigenous and local community involvement in lithium project development.

Regarding Wealth specifically, the new policy: Helps Wealth build on its existing strong relationships with state-owned CODELCO and ENAMI to push to a JV or other form of development cooperation, dovetails with Wealth's long track record of using DLE, emphasizes Wealth's correct plan to engage with Indigenous peoples regarding asset development.



WML's Lithium Brine Project Portfolio (over 50,000 hectares in Chile)



A Atacama

- 100% royalty-free interest in core 144 exploration concessions
- Located in the Atacama Salar in Region II of Antofagasta, northern Chile
- 46,200 hectares in total in salar
- WML's main focus over the next 12-24 months

B Ollagüe

- 8,000 hectares acquired, 100% fully owned, royalty-free
- Adjacent to Highway 21 and directly west of Bolivia border
- Recent maiden NI 43-101 resource estimate completed January 2023

A Atacama – The Flagship Project

The Atacama Salar

- The world's highest grade and largest producing lithium brine deposit
- Currently producing ~1/3 of global lithium output
- High grade of both lithium (1,840mg/l) and potassium (22,630mg/l)
- Current production positioned on the low end of the global lithium cost curve
- Adjacent to Highway 23 which connects northern Chile and Argentina
- Royalty-free interest
- WML concessions cover 46,200 hectares in the northern part of the Salar
 - SQM and Albemarle have largescale production facilities in the salar, located on the ground held by CORFO directly south of WML license position

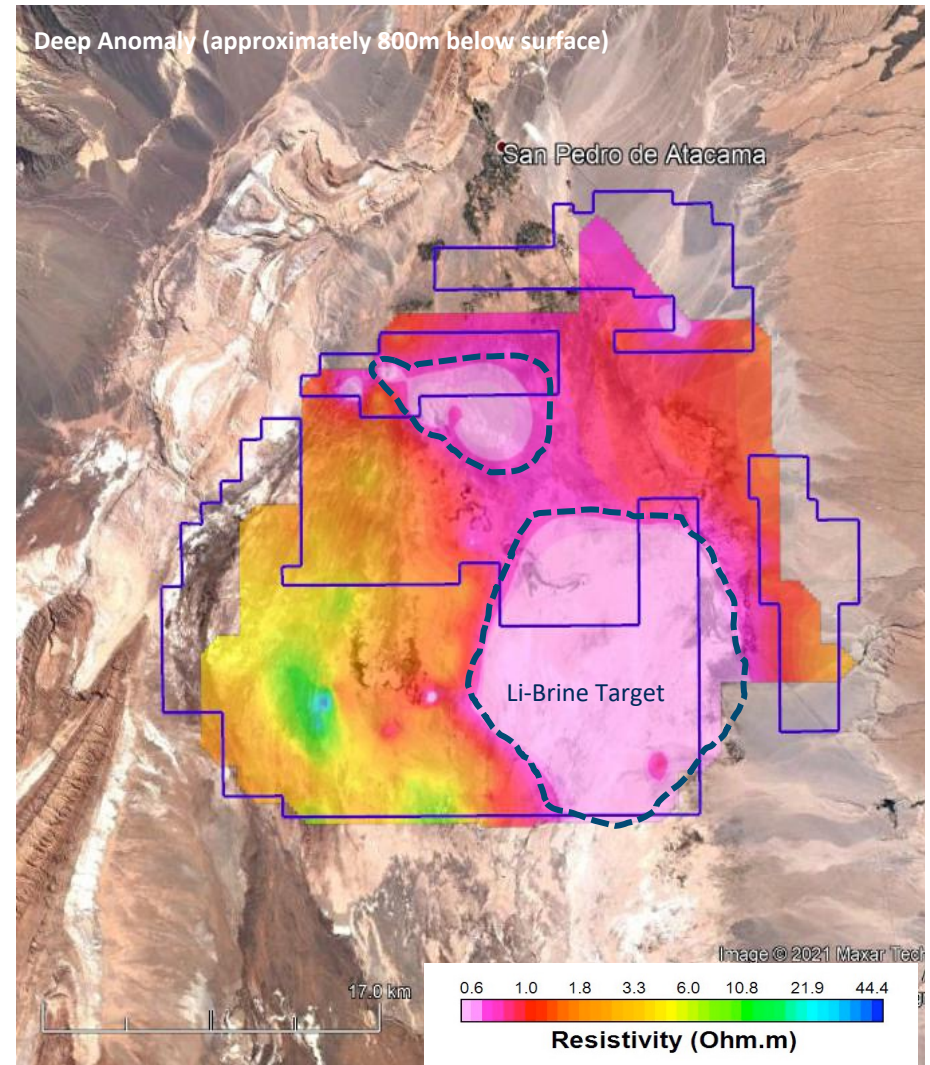
Salar Comparison

| | Salar de Atacama ¹ | Salar de Maricunga ² | Salar de Olaroz ² | Salar de Hombre Muerto ² | Salar de Cauchari ³ |
|-----------|-------------------------------|---------------------------------|------------------------------|-------------------------------------|--------------------------------|
| Country | Chile | Chile | Argentina | Argentina | Argentina |
| Lithium | 1 840 | 1 250 | 690 | 740 | 590 |
| Potassium | 22 630 | 8 970 | 5 730 | 7 400 | 4 850 |
| Magnesium | 11 740 | 8 280 | 1 660 | 1 020 | 1 420 |
| Mg/Li | 6.40 | 6.63 | 2.40 | 1.40 | 2.43 |
| K/Li | 12.33 | 7.18 | 8.30 | 9.95 | 8.30 |
| K/Mg | 1.93 | 1.08 | 3.46 | 7.26 | 3.58 |

Sources: Deutsche Bank (2016), LiCo Energy Metals (2017), Technical Report on the Atacama Lithium Project El Loa Province Region II Republic of Chile (2017)

Notes: 1) NI 43-101 report prepared for Orocobre Ltd., May 13, 2011. 2) NI 43-101 amended report prepared for Li3 Energy Inc., May 23, 2012. 3) NI 43-101 report prepared for Lithium Americas Corp., July 11, 2012

Overview Map of WML Concessions

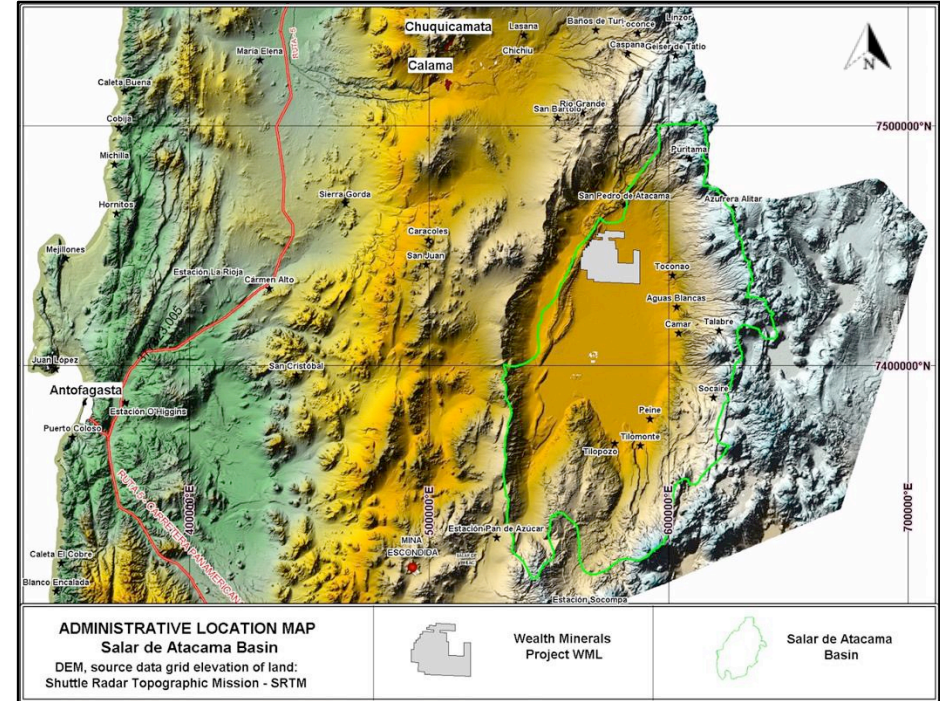


A Atacama – The Flagship Project (II)

Executive Summary from NI 43-101 Report¹

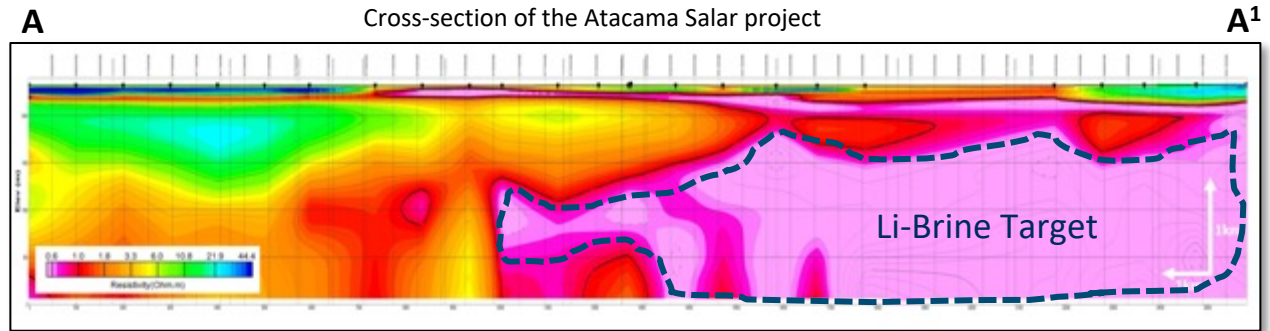
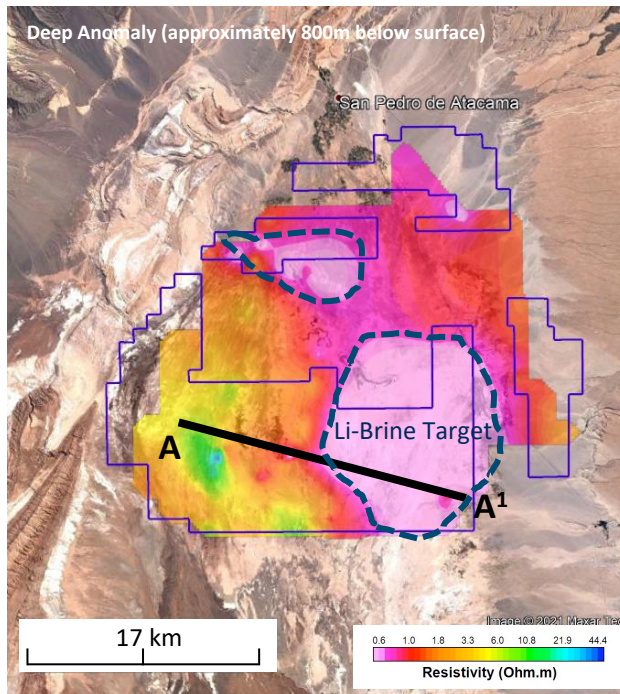
- The Salar de Atacama is host to more than 15% of the world's known lithium reserves, and yet exploration and production of lithium has occurred only in the southern portion of the salar. The proximity of the Project to existing producers strongly suggests that exploration potential is good for the discovery of brines in the northern portion of the salar, underlying the project.
- The principal origin of lithium in the Salar de Atacama is interpreted to be the lithium-bearing geothermal waters from the El Tatio Geyser Field, located north of the salar. The geothermal fluids enter the northern part of the Salar de Atacama via surface and subsurface flow. Further, the chemistry of the salar brines is almost identical to the chemistry of the geothermal fluids of El Tatio, further strengthening the interpretation that the El Tatio geothermal fluids are the source of lithium and potassium in the salar.
- The geology of the Project is similar to the sedimentary settings of other salars such as Maricunga, La Isla, Olaroz, and Cauchari, where potentially economic lithium resources have been reported by other public and private lithium exploration companies. Regional studies of the Salar de Atacama's geology, hydrogeology, climate and other factors provide a high-level of understanding of the lithium brine processes in the region, lending credence to the exploration potential of the Project.
- WML intends to evaluate the brine potential of the Project by utilizing geophysical methods to better evaluate basin configuration, geologic structure, and the hydrogeology of the concessions, followed by drill testing any targets developed by the initial work.

Overview map



Atacama Project View

A Atacama – Geophysics Reveal a Major Prize



- ▶ Black line (left) is cross section location, shown above
- ▶ Magneto-Telluric (“MT”) survey line show a very low resistivity zone (less than 1 ohm-m) that ranges from 500m to 2-km thick below the surface.
- ▶ This extremely thick zone is interpreted to cover an area of at least 100 km² within the Project property.
- ▶ The MT data showing very low resistivity material is interpreted to represent porous media with high salinity fluids.
- ▶ At an estimated average thickness of 1.5 km, the potential aquifer volume highlighted by the MT survey is 150 km³.

Key Notes:

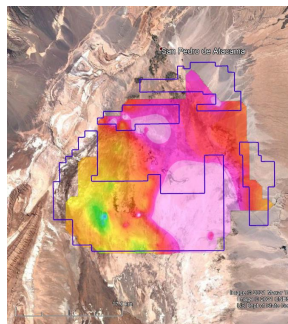
- Salars, geologically, are rather young phenomenon, and the Atacama Salar is an old structure at 50M years old. As such there is usually less occurrence of faulting and other complexities within the salar.
- Underground brine pools tend to be fairly homogenous horizontally, although heavier brines sink (i.e. high minerals in solution – *high grade* – should be deeper).
- Due to the nature of salar geology, much fewer data points (drill holes) are need to have a high statistical confidence level about the mineralization extent relative to other minerals (like copper and gold).

A Atacama – Perspectives

- ▶ Wealth Minerals' core position in the Atacama is very large: 46,200 hectares or 178.4 square miles (462km²)
- ▶ The geophysical anomaly, identified as a brine area on Wealth's license package, that has been identified as a very low resistivity zone (less than 1 ohm-m) is from 500m to 2000m thick.
- ▶ For comparison, **Manhattan Island** is 22.7 square miles (59km²) in area - 13.4 miles (21.6km) long and 2.3 miles (3.7km) wide
- ▶ For comparison, the **Freedom Tower** is 546m high.



x7.8 =



**Wealth's
Atacama
license area**



3.7_x



**Freedom
Tower = Max
thickness of
brine anomaly**

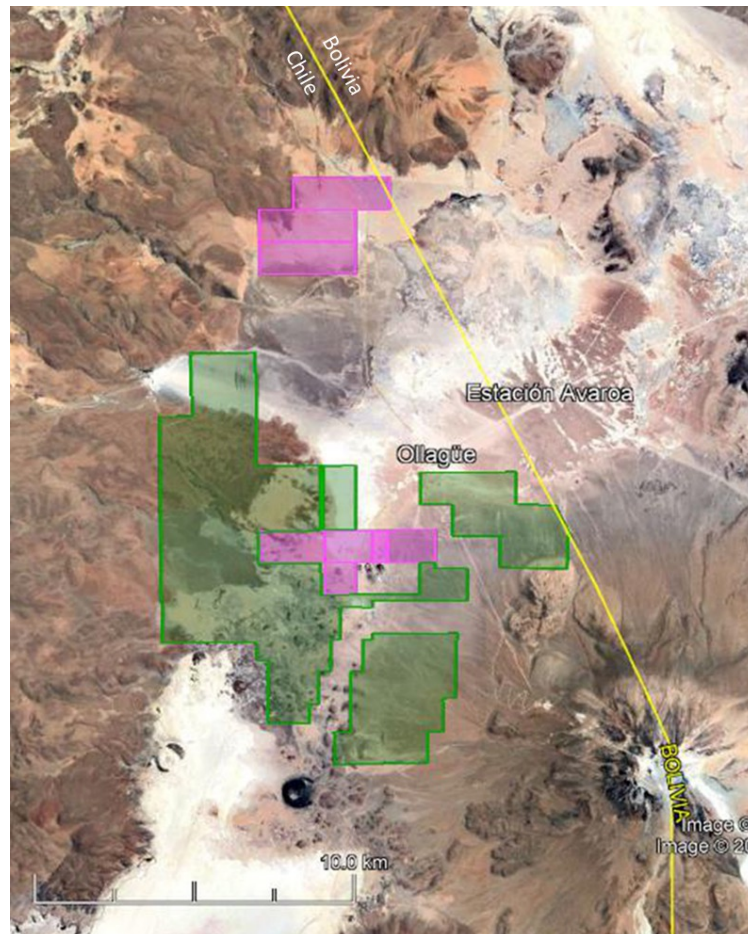
B Ollagüe – Positive Location, Geophysics and Third-Party Drilling

Ollagüe consists of 8,000 hectares located in northern Chile, Region II, near the Chile-Bolivia border and approximately 200 km due north from Atacama. Recent drilling activity by Lithium Chile in the area returned lithium grades up to **480 Li mg/l** and surface sampling has returned lithium grades as high as **1,140 Li mg/l**.

Below: Ollagüe license area with pink color highlighting interpreted area of shallow anomaly (less than 400m below surface) showing resistivity less than 1 ohm.m (high prospectivity for Li).

In May 2022, Wealth Minerals signed an agreement with Lithium Chile to acquire an additional 1,600 hectares adjacent and near-adjacent to its existing license position in the Ollagüe basin.

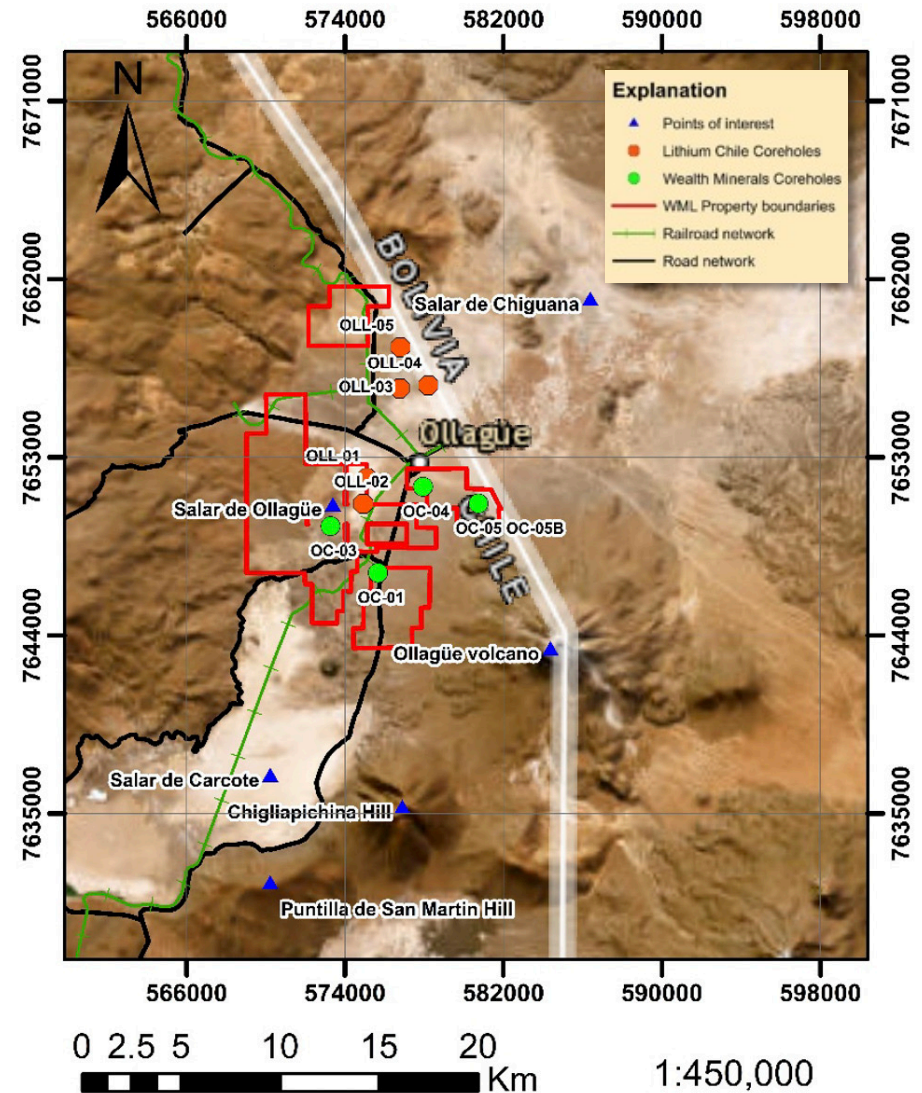
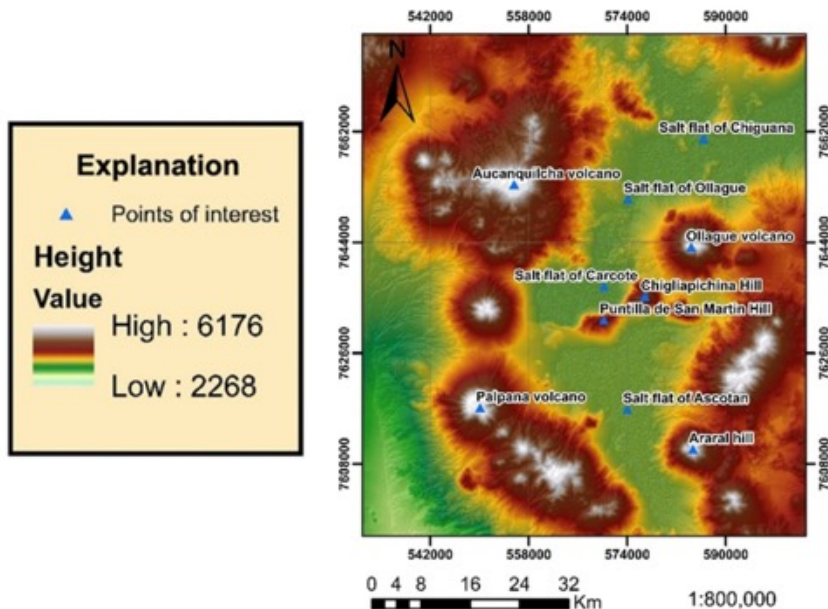
-  Wealth Minerals
-  Lithium Chile



B Ollagüe – Maiden NI 43-101 Resource Estimate

In January of 2023, Wealth Minerals announced a maiden resource estimate for the Ollagüe project, with highlights including:

- ▶ Total indicated resources are **741,000 tonnes LCE grading 175 mg/l**.
- ▶ Total inferred resources are **701,000 tonnes LCE grading 185 mg/l**.
- ▶ Based on the results of exploration conducted by third parties and the recent drilling program completed by Wealth, **four tentative hydrogeologic units were defined**.
- ▶ These hydrogeologic units have medium to high permeability and are **amenable for recovering brine to surface**.
- ▶ It is anticipated that deeper drilling may encounter lithium brine in the deeper parts of the Project, **adding to the overall resource** given that the lithium-rich brine is located in the deeper part of the basin.



B Ollagüe – WML a Positive and Responsible Corporate Citizen

From the beginning, Wealth Minerals has been focused on asset development in harmony with all stakeholders.

Technology: internal review started in 2017 with specialists on solar evaporation, solvent extraction and Direct Lithium Extraction (DLE) = **DLE chosen as only way forward.**

Partnership: Wealth has a track record of cooperating with companies across the board which can offer best solutions to asset development (ENAMI, U1G, multiple strategic investors and service providers).

Community: Wealth has signed a cooperation agreement with the Indigenous Quechua Community of Ollagüe, setting the terms of Wealth's activity.

- **No solar evaporation**
- **Minimal exploration footprint**
- **Maximum local engagement-contracting for work, transport, lodging, catering**
- **Internship-training for local skills building**

Wealth's cooperation with the Quechua Community of Ollagüe is a new benchmark for collaborative and respectful development in Chile.



Wealth Minerals and Quechua Community representative, cooperating on siting drill hole locations

Wealth, drill contractors and Quechua Community representative discussing plans together

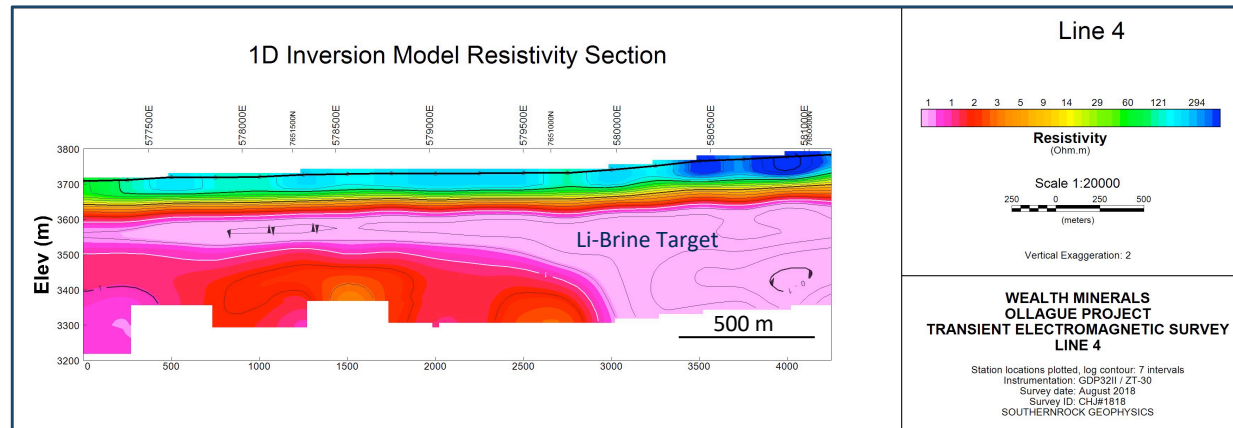
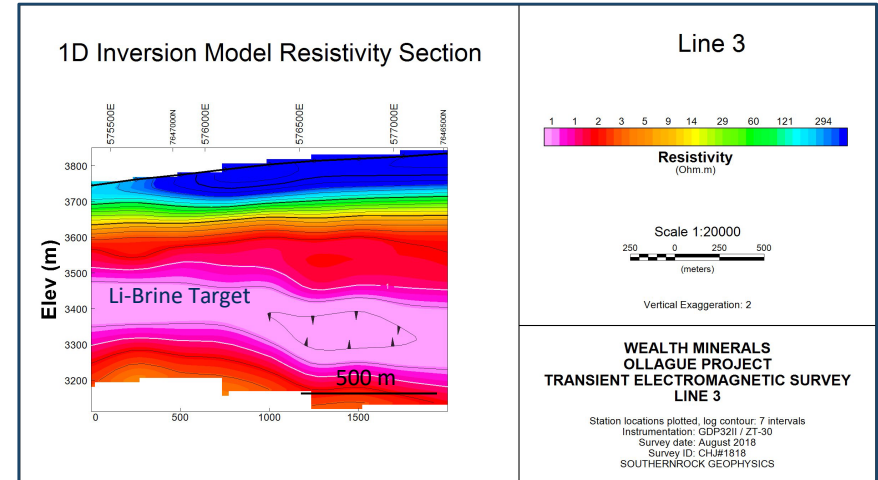


B Ollagüe – Geophysics Show Positive Characteristics

Wealth Minerals conducted Magneto-Telluric (“MT”) and coincident loop Transient Electromagnetic (“TEM”) surveys, which identified very highly conductive zones and are interpreted to represent porous media with high-salinity fluids (potentially lithium-bearing brines) at depth.

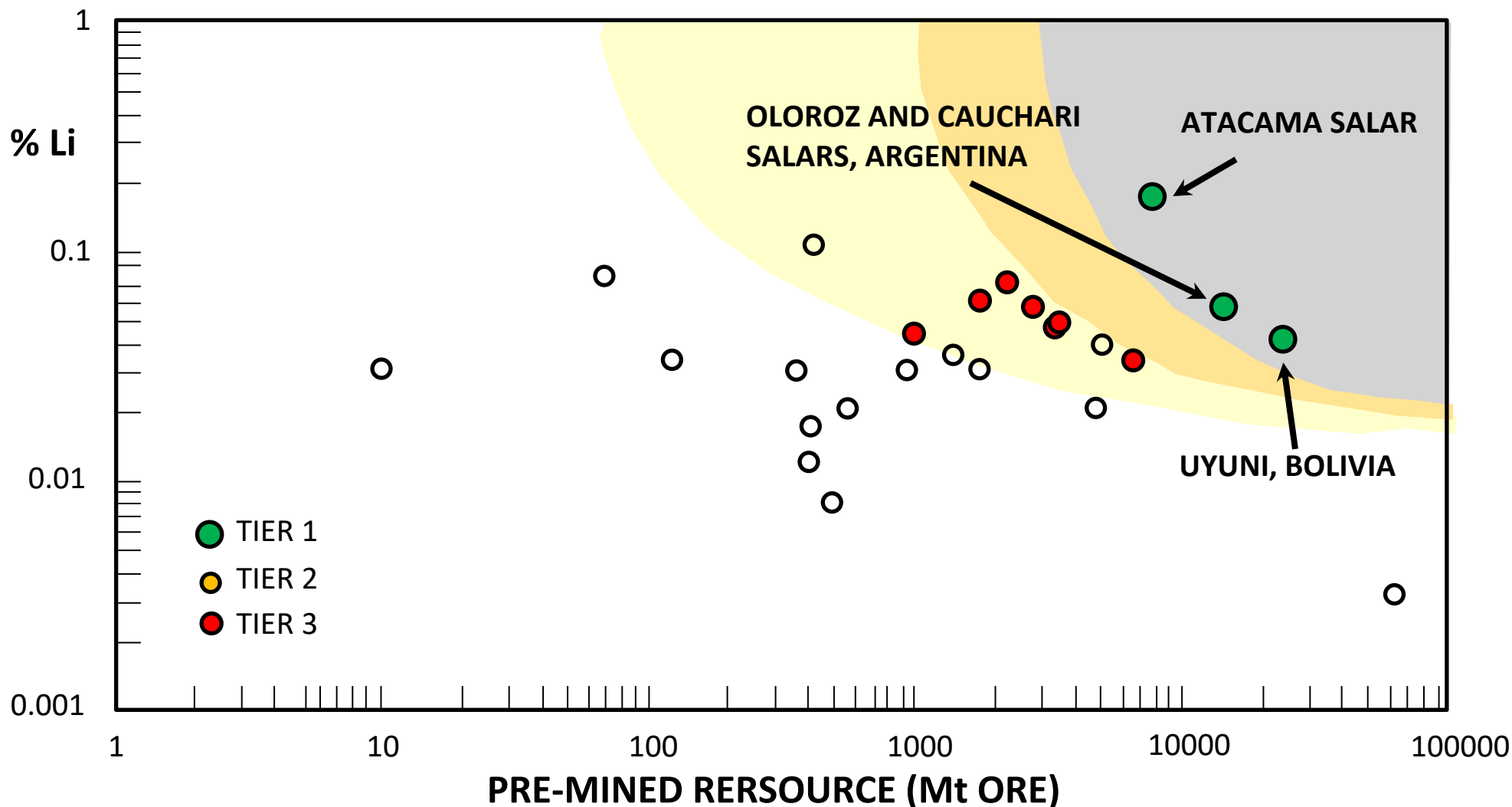


View of Ollagüe



WML's Lithium Atacama Project is Located in a Tier 1 Salar

TONNES vs. GRADE: ALL LITHIUM DEPOSIT TYPES BY TIER





TSX.V: WML | OTC: WMLLF | Frankfurt: EJZN

Contact:

Michael Pound, Corporate Development

Phone: +1 (604) 638 3665

Email: mpound@wealthminerals.com